

Rolls Royce

Silver Dawn

SCZ 55282



Rolls Royce Silver Dawn



Rolls Royce Silver Dawn- Front view



Rolls Royce Silver Dawn- Back view






Front Seats



Back Seats



Engine

1997 Rolls-Royce Silver Dawn



COMMISSIONING. The Expression of Individuality

The commissioning of a beautiful object is a singular event; an occasion to celebrate.

Be it sculpted bronze, an ocean-going yacht, contemporary furniture classic, or an architectural icon, each commission is an individual interpretation, shaped by human minds and hands.

Each one the fulfilment of a vision, each one an original. This has always been the essence of each Rolls-Royce motor car.

A motor car made for you


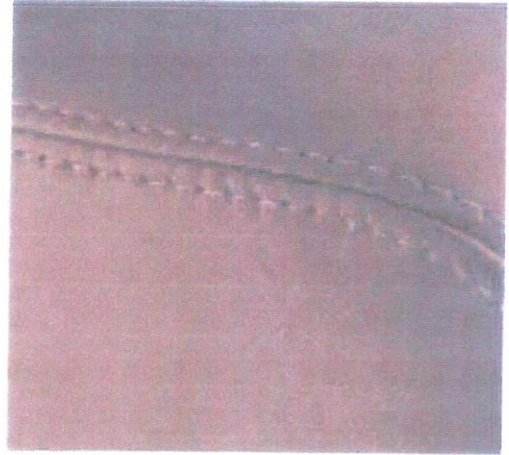
Commissioning a Rolls-Royce motor car is a celebration of both the past and the future; inspirational craftsmanship dovetailed with leading-edge technology.

But before such precision and technology are brought to bear, one very important principle is honoured.

We listen, provide inspiration and enable the design possibilities to be explored. Because only through consultation and dialogue can we express individuality in a motor car. And then by utilising the skills and talents of single-minded and dedicated people at Crewe we can bring into being a genuinely commissioned motor car.

The creation of an ideal for the individual is our endeavour.

Over ninety years on, Henry Royce's founding philosophy still holds true: "Strive for perfection in everything you do. Take the best that exists and make it better. When it does not exist, design it".



Effortless delivery of power; pure motoring pleasure

The Rolls-Royce Silver Dawn is the essence of serenity and calm. Disguising hidden reserves of power; only revealed at the driver's discretion.

The new engine exhibits all the characteristics for which Rolls-Royce engines are renowned; providing smooth and relaxed motoring with a surprising turn of speed and significantly increased power on demand.

Whether you are in the driver's seat or being driven, the refinement of such effortless travel is an experience to savour.

The application of space and form

Proportion and elegance; these are hallmarks of a Rolls-Royce motor car.

Each comes under constant scrutiny, subjected to continual refinement in the pursuit of excellence.

This refinement is manifested in the latest Rolls-Royce Silver Dawn through meticulous attention to detail; extension of the front seat cushion by one inch; use of special seat cushioning; increased head restraint travel. Each goes virtually unseen, yet adds significant improvement to passenger and driver comfort. And in the rear of the Silver Spur, even greater levels of comfort are achieved through the ability to control heating levels on the adjustable rear seats.

It is this attention to detail which results in an unequalled interior ambience, providing a haven of tranquillity on even the longest of journeys.

As a further commissioning opportunity on the Rolls-Royce Silver Dawn, two, three tone interior colour schemes are available, providing either a warm or cool ambience to the passenger compartment, whilst complementing the choice of exterior paint finish.


Enduring safety and peace of mind

Foresight, intelligence and discretion. These are qualities that provide the wisdom to design a motor car; not just for today, but for the future and for the people who will share in its pleasure.

During the commissioning of a Rolls-Royce motor car, aspects of the individual's safety and security needs can be integrated into the motor car's design and construction, utilising the latest technology.

Personal safety requirements may be programmed. For example, automatic driveway door-locking, or walk away headlamp illumination which allows drivers to decide the duration for which the headlamps remain activated after the car has been parked and secured.

Skill and thought is continuously applied to create a motor car that embodies strength and integrity, affording peace of mind.





Commission your original

At Rolls-Royce we believe that commissioning a beautiful object is an enjoyable and rewarding experience.

At Crewe we endeavour to offer the opportunity to express individuality when commissioning your motor car. Ideas can be explored and stimulated as the experience and relationship progresses.

Your commission will be brought to life through the insight and skill of the engineers and craftsmen at Crewe, and the extraordinary special commissioning capabilities of Park Ward.

From commissions that may create a business or entertaining environment through to the realisation of a personal vision, Park Ward craftsmen strive to create that most valuable of assets: a special commission.

We will be pleased to help you take the first step towards commissioning your Rolls-Royce motor car. We invite you to savour the experience.

The refinement of quality

6.75 litre naturally aspirated V8 engine.

7Jx16 aluminium alloy wheels, together with 235/65VR16 tyres provide responsive steering and sure-footed road holding without compromise to ride comfort.

Four speeds electronically controlled automatic gearbox with torque converter lock-up.

The elegance of quality

Contoured body style wrap around body coloured bumpers with chrome finishers and integral front air dam -combines modernity with classic distinction.

Blue-enamelled model name badge.

Electric gear actuation provides lightness of control.

Centre console with touch-opening panels which reveal the in-car entertainment system and smoker's accessories behind an unbroken cascade of wood veneer.

Burr walnut veneer with straight grained walnut cross banding and boxwood inlay.

The appointment of quality

Four door long wheelbase luxury saloon with accommodation for up to five adults.

Redesigned front seats giving significantly improved comfort.

Steering wheel rim trimmed in hide that matches the top roll colour.

Power tilt-adjustable steering column enables the ideal driving position to be reached, improves instrument visibility and has easy entry-exit feature.

Memory facility allows the positions of the seat, exterior mirrors and steering wheel of four different drivers to be recalled; front passenger seat fitted with four memories for seat position.

Dual level air conditioning.

Air conditioning outlets for rear seat passengers permit control of the rear cabin environment.

4 x 30 Watt tuner-cassette audio system, with 6 CD auto-changers mounted in centre console armrest for ease of access, playing through a ten speaker system.

Remote control of in-car entertainment system for rear seat passengers.

Full hide upholstery, Wilton carpet, lambs wool rugs and picnic tables provide a unique interior ambience.

Two new optional interior colour schemes: cool, based on Silverstone and Light Grey hide with the top roll and carpets co-ordinated with exterior paint colour (dark colours only recommended); and warm, based on Sand and Pebble hide with top roll and carpets co-ordinated with exterior paint colour (dark colours only recommended).

Two-stage front seat heating and heated rear seats.

Bi-level lumbar support system to front seats.

Twin beverage holder in front centre console.

GSM digital telephone installed in front centre armrest (analogue in North America).


The endurance of quality

Underside of the body shell is zinc-coated and undergoes a ten-stage metal pre-treatment process prior to cathode electro-priming. Multi-stage painting process with 'clear over base' paint technology.

Flexibilized polymer clear coat lacquer applied to the front surfaces of the motor car provides increased stone chip protection yet is almost invisible to the eye.

Elastomeric stone chip protective coating is applied to the sill and wheel arches prior to painting.

Constructed using the highest quality materials and processes throughout.



The quality of innovation

Automatic ride control provides computer control of the suspension dampers to optimise ride comfort and handling.

Transmission shift energy management and adaptive shift controls provide computer control of the gearbox to produce smooth gear changes under all conditions.

Automatic headlamp system actuates in low light conditions and switches off as light intensity rises.

This system may also be programmed to actuate after wipers have been in use for 30 seconds or more.

Immobilisation and alarm system with panic; lock and unlock functions controlled from key fob.

Alarm and headlamp operations are fully programmable to suit owner's requirements.

CFC-free air conditioning system.

The quality of safety

Fully powered disc braking system with four channel electronic anti-lock system and anti-dive geometry.

Driver and front seat passenger airbags.

Anti-side intrusion beams to doors.

Front seat belt pre-tensioners.

Extended head restraint travel on front seats.

Orthopaedically designed seating system.

Careful attention to weight distribution under all loading cases, together with full length lever arm front suspension and semi-trailing arm rear suspension provide progressive handling characteristic at all times.

The quality of performance

Maximum speed	133 mph
Acceleration	0-60 9.5 seconds
Fuel consumption	European drive cycle

Urban	12 MPG US
Extra-urban	17 MPG US
Combined	14 MPG US

Dimensions

Wheelbase	124.5 in.
Overall length	17 ft. 8.4 in.
Overall width (across mirrors)	6 ft. 11.1 in.
Overall height	4 ft. 10.5 in.
Weight	5440 lb.
Turning circle (kerb to kerb)	41 ft. 4.9 in.